



DELHI TECHNOLOGICAL UNIVERSITY

(Estd. by Govt. of Delhi vide Act No. 6 of 2009)

(Formerly Delhi College of Engineering)

Shahbad Daultapur, Main Bawana Road, Delhi-110042

Tel : +91-11-27296337, Fax : +91-11-2787 1023

ACADEMIC (UG) SECTION

F. No. 105 (836) DTU/Acad-UG/Fee Notice/2021-22/11134-43 Dated 19/8/21

Fee Notice for AY 2021-22 for 2nd year students 2K20 Batch

1. Reference fee notification F. no. DTU/Uni.Adm.Com/2021-22/6809 dated 07.04.2021.
2. 2nd year students of 2K20 batch of B. Tech, (F/T), BBA and BA Economics (H) are hereby directed to **deposit their Annual Fee for the Academic Year 2021-22** through ERP portal as per following schedule:-

3. **Schedule of payment**

Date	Late Fee Indian students	Late Fee DASA/FN students
	For B. Tech., BAE & BBA 2 nd year (2K20 Batch)	For B .Tech. 2 nd year (2K20 Batch)
23.08.2021 to 22.09.2021	Nil	Nil
23.09.2021 to 02.10.2021	2,000/-	\$50
03.10.2021 to 12.10.2021	5,000/-	\$100
13.10.2021 to 22.10.2021	10,000/-	\$150

4. **Amount of Fee for Indian students B. Tech. (F/T), BBA & BA Eco. (H)**

For B. Tech. 2 nd year (2K20 batch) (in Rs.)	BBA & BA Eco (H) 2 nd year (2K20 batch) (in Rs.)
2,06,000/-	93,500/-

5. **DASA Students**

S. No.	Particulars	For B. Tech 2 nd year (2K20 batch)
1.	Foreign Nationals except from SAARC and ASEAN countries	\$ 8000 + \$1000 Total US\$ 9000
2.	Foreign Nationals from SAARC and ASEAN countries (The candidates from Nepal and Bhutan can submit their fees in equivalent Indian Rupees. However, they will be required to get Exchange Rate Certificate from the bankers and submit the same)	US\$ 4,000 + \$1000 Total US\$ 5000
3.	Children of Indian working in Gulf Countries (CIWG) through DASA	Rs. 2,06,000/-

6. International Students

S. No.	Particulars	For B. Tech. (2 nd year) (2K20 Batch)
1.	Direct Admission for Foreign Nationals: Applications routed through Govt. of India agencies	USD 5000
2.	Foreign Nationals from SAARC and ASEAN countries (routed through Govt. of India agencies)	USD 2500
3.	Direct Admission for Foreign Nationals: Directly applied to DTU	USD 5000
4.	Foreign Nationals from SAARC and ASEAN countries (directly applied to DTU)	USD 2500

- For the students who have been granted fee concession in AY 2020-21, the same concession will be extended in AY 2021-22. Such students will pay only balance amount as applicable.
- The late fine will not be applicable to the students who get the fee concession/scholarship from various schemes of Govt. of India or any other state Govt. Further, the students paying fee through loan will also be exempted from the late fine.
- Students belonging to low income group willing to make fee payment in installments should apply at academicug21@gmail.com latest by **29.08.2021** alongwith copy of income certificate.
- Help email id :-
 - If incorrect fee shown in ERP portal, mail at feamount_incorrect_ug@dtu.ac.in
 - If fee paid but receipt not generated in ERP portal, mail at feereceipt_issue_ug@dtu.ac.in
 - If fee paid through loan and receipt not generated in ERP portal, mail at feethroughloan_ug@dtu.ac.in

Mode of Payment: Fee will be accepted only through ERP portal, the portal will be active on **23.08.2021**. Student fees payment process/ steps are given as under:-

- Login to the student portal (link https://cumsdtu.in/student_dtu/login/login.jsp)
- Navigate to the "Rupees" symbol at the top right hand side of the portal
- Clicking on the same will open up the payment and dues page for the student
- When the student clicks on the "Pay Online" link, it will open up a popup with the details of the payment needs to be done
- When the student clicks on the submit button, the portal will then redirect to the SBI online gateway to the payment. Once payment will done, the student will get redirected back to the portal from where h/she can download the payment receipt.

Using Mobile app:-

- Login to the DTU ERP mobile app.
- The menu on the left will have a link as "Payment and Dues"
- Clicking on this will lead to the same steps mentioned in the portal steps above.

student Fees Payment process/ steps is attached with this letter.

Other Instructions: The Fee after expiry of stipulated date i.e. after **22.10.2021** for 2nd year students will not be accepted through ERP. In case, any student does not deposit his/her fee by due date, his/her name may be struck off from the University rolls.

(Prof. Madhusudan Singh)
Dean Academic (UG)

Dated 19/8/21

F. No. 105 (836) DTU/Acad-UG/Fee Notice/2021-22/11134-43

Copy to:-

- P.S. to VC for kind information to the Hon'ble Vice Chancellor
- Registrar, DTU
- Deputy Registrar, Finance & Accounts
- Controller of Examination
- Drawing & Disbursing Officer, DTU.
- COO & Head CC: - With the request to upload the same on University Website.
- Sh. Piyush Vaish, KNM :- You are requested to communicate message to the students through ERP and also open the ERP portal for payment of fee.
- All HoDs:- With a request to display on departmental notice boards.
- Chief warden
- All notice boards.

(Prof. Rajeshwari Pandey)
Associate Dean Academic (UG)

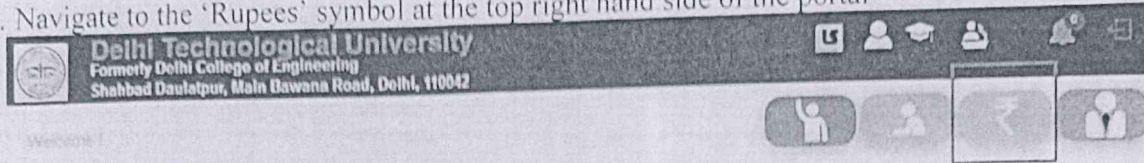
Student Fees Payment Process

The students can follow the below steps to pay their fees online:

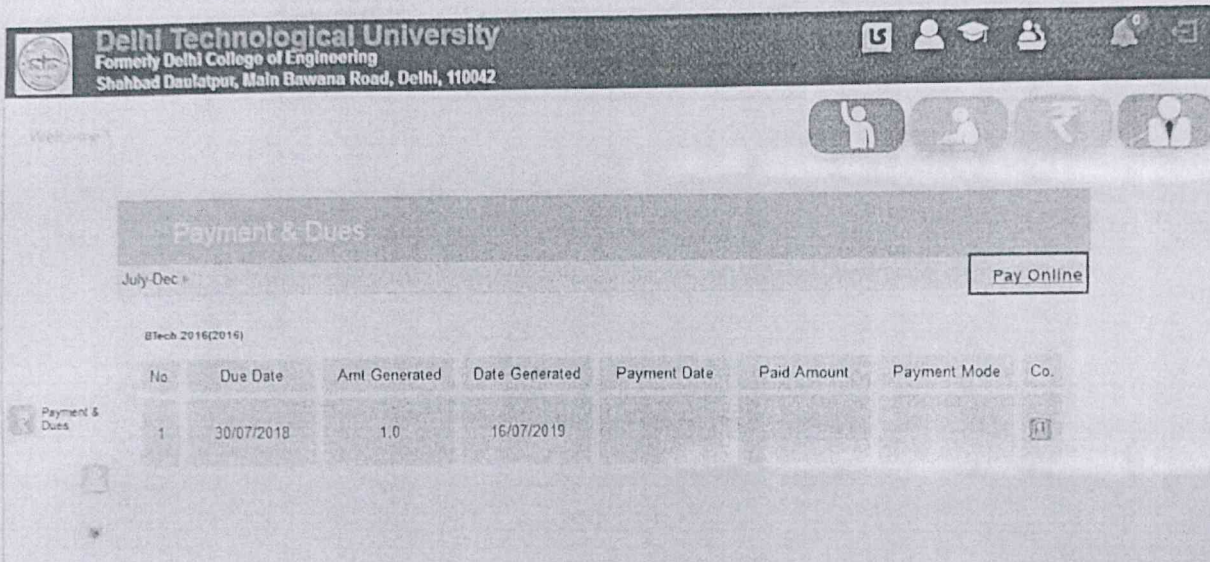
Using Portal -:

1. Login to the student portal -
https://cumsdtu.in/student_dtu

2. Navigate to the 'Rupees' symbol at the top right hand side of the portal -



3. Clicking on the same will open up the payment and dues page for the student -



4. When the student clicks on the 'Pay Online' link, it will open up a popup with the details of the payment that needs to be done -

Online Fee Payment

Student Name

Student Id

Fee Type

Course Type

Student Phone No

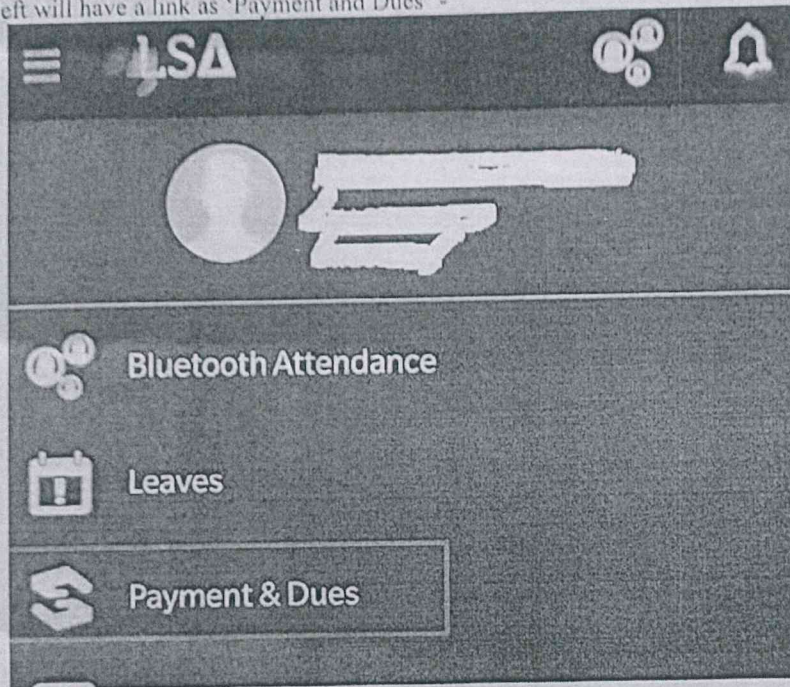
Amount Deposited

2025009

5. When the student clicks on the Submit button, the portal will then redirect to the SBI online gateway to do the payment.
Once the payment is done, the student will get redirected back to the portal from where he/she can then download the payment receipt-

Using Mobile App :-

1. Login to the DTU mobile app.
2. The menu on the left will have a link as 'Payment and Dues' -



3. Clicking on this will lead to the same steps as mentioned in the Portal steps above.

Page - 4